

SYSTEM

FINEA

THE LINEAR, DIGITAL LIGHT TOOL.

- Flexible light channel system in 35 mm, 50 mm and 70 mm widths, available as recessed, surface-mounted, suspended or wall-mounted luminaire
- Concise design for leading and accentuating applications
- LiveLink light management with sensor integration for presence detection and daylight-dependent control integrated as standard
- Wide range of versions for harmonious illumination of different building areas

Detailed product information:
www.trilux.com/finea



Finea

Mounting type
 Recessed, with rim | surface-mounted | suspended, direct distribution only | suspended, direct/indirect distribution | wall surface-mounted, direct distribution only | wall surface-mounted, direct/indirect distribution | 3-circuit track, direct distribution

System designs
 linear, L-shape, Z-shape, U-shape, rectangular

Mounting location
 Ceiling, wall

Light point height
 variable

Optical systems
 Collimator/lens technology (ConVision®), prismatic, flush diffuser, raised diffuser, black diffuser, specular reflector with side emission (wallwasher)

Reflector (limiter)
 white, black

Beam characteristic
 lambertian, directional narrow distribution (30°), directional wide distribution (60°), asymmetric direct (wallwasher), direct/indirect wide distribution

Luminaire luminous flux
 1,800 - 4,500 lm/m direct distribution
 up to 5,000 lm/m indirect distribution

Colour rendering index | Light colour
 Ra > 80, Ra > 90 |
 2,700 K
 3,000 K
 4,000 K
 Tunable White 2,700 K - 6,500 K

Service life
 L90 (tq25 °C) = 50,000 h, L80 (tq25 °C) = 70,000 h

Housing colour
 white (similar to RAL 9016),
 silver-grey (RAL 9006), black (RAL 9005)

Operating mode
 switchable and dimmable (DALI), supply via terminal block or supply via connection cable with Wieland plug GST 18/3 (switchable) or GST 18/5 (dimmable), pre-installed through-wiring, with quick-contact plug, 5-pole

Connectivity
 LiveLink ready (LLWM/LLWS), Casambi capable

Additional equipment
 self-sufficient emergency light battery component EB3h, or switching relay for connecting to central battery systems (UR)

Accessories
 Accessories, e.g. for recessed ceiling installation, are part of the configured overall system and must not be separately selected

Design compatibility
 Sonnos downlight range (see page 44),
 Rail 230V track system (see page 72)
 Yonos office lighting system (see page 114),



SYSTEM HIGHLIGHTS


Versatile – for holistic lighting concepts

Whether ceiling-recessed, surface-mounted, suspended or with track adapter – Finea responds to all building conditions and enables flexible lighting design.



Quality of light meets design

With TRILUX ConVision® technology, Finea ensures maximum visual comfort and rewards observers with an expressive appearance.



Attractive all along the line

When used as a wall luminaire with direct or direct/indirect light distribution, vertical surfaces can be perfectly displayed and accentuated.

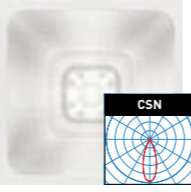




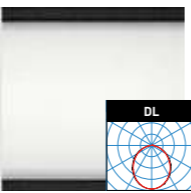

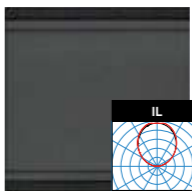
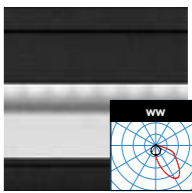


Fully integrated and configurable

Whether in continuous lines or individual luminaires, light management systems are seamlessly integrated into the Finea system architecture.



OPTICS OVERVIEW

ConVision® technology			Prismatic	
ConVision® technology 30° (beam angle)	ConVision® technology 60° (beam angle)	ConVision® technology OFFICE 60° (beam angle)	Prismatic (CDP)	Prismatic
Light-directing lens technology in combination with a glare limiter. Architecture-orientated design for scenic lighting applications.		Light-directing lens technology in combination with a glare limiter. Architecture-orientated design for office work zones.	Depending on the configured luminous flux, UGR 19 or suitable for computer workstations in accordance with EN 12464-1	Prismatic, flush cover
				
Diffuser			Wallwasher	
Opal diffuser	Drop diffuser	Black diffuser	Wallwasher	
Uniformly illuminated, diffuse opal cover	Uniformly illuminated diffuse opal cover, 10 mm raised, with light emission on sides	Uniformly illuminated diffuse black cover	Asymmetric	
				

CHARACTERISTICS

Example of the 50 mm wide channel

Functions	Installation types						
	Ceiling surface-mounted	Recessed, with rim	Suspended direct distribution	Suspended direct/indirect distribution	Wall surface-mounted direct distribution	Wall surface-mounted direct/indirect distribution	Track adapter
Step lengths 70 mm	✓	✓	✓	✓	✓	✓	✓
Continuous line	✓	✓	✓	✓	–	–	–
LiveLink	✓	✓	✓	✓	–	–	–
Emergency light battery module 3h	✓	✓	✓	✓	–	–	–
Switching relay for central battery systems	✓	✓	✓	✓	–	–	–
Angle shapes	✓	✓	✓	✓	–	–	–

FINEA CONFIGURATOR

PLAN QUICKLY AND EASILY NOW!



GET IT DONE IN JUST A FEW STEPS



Start with the individual configuration!

STEPS	SELECTION OPTIONS						
System form	6						
Profile width	3						
Installation types	7						
Optical systems	4 Lens optics, ConVision® optics, opal diffusers, wallwasher, prismatic optics						
Light distributions	9						
System luminous flux	<table border="1"> <tr> <td></td> <td>Direct distribution between 900 lm/m and 4,500 lm/m</td> <td></td> </tr> <tr> <td></td> <td>Indirect distribution between 1,500 lm/m and 5,000 lm/m</td> <td></td> </tr> </table>		Direct distribution between 900 lm/m and 4,500 lm/m			Indirect distribution between 1,500 lm/m and 5,000 lm/m	
	Direct distribution between 900 lm/m and 4,500 lm/m						
	Indirect distribution between 1,500 lm/m and 5,000 lm/m						
Light colours / CRI	6						
Channel colour	3						
ConVision® colour	2						
Circuit types	3						
Connectivity	4 Terminal block, connection cable (1 m) with Wieland plug GST 18/3 or GST 18/5, pre-installed connection cable also with suspended light channels						
Suspension height	3						
Supplementary modules	5 Emergency light EB3h, emergency light UR, LiveLink LLWM, LiveLink LLWS, Blind elements, RFS (radio frequency = Casambi receiver + sensor)						

Ready! After configuration, all data can be directly downloaded.

CONTACTS

TRILUX GmbH & Co. KG

Heidestrase · D-59759 Arnsberg

Postfach 19 60 · D-59753 Arnsberg

GERMANY

Tel. +49 2932 301-0

www.trilux.com/en

SiSEL Mühendislik Elektronik San. ve Tic. A.ş.

Şerifali Mah. Barbaros Cad. No 18

34775 Ümraniye İstanbul

TURKEY

Tel: +90 (216) 499 46 64

www.endalight.com

All technical data including dimensional and weight specifications have been compiled with due care. Errors reserved. Possible colour deviations are due to printing processes. We reserve the right to modify in the interest of progress. Luminaires are partly shown with accessories that must be ordered separately. Images of installations may show custom-manufactured luminaires. This publication was printed on PEFC-certified paper in an environmentally friendly way.